

Empire dental – Effective: August 1, 2023

Member Provider Finder



STEP 1

Visit www.empireblue.com/find-care/

- Search as a Guest: click on “Basic search as a guest”



Basic search as a guest

Select a plan and find out if a doctor, hospital, or other care provider is in-network.

STEP 2

When searching as guest, complete the following fields:

- Select the type of plan or network: **Dental Plan or Network**
- Select the state where the plan is offered: Select **New York**
- Select how you get health insurance: Select “**Dental**”
- Select a Plan or Network: “**XPO Dental Complete**”
- Click “Continue”

Basic search as a guest

Select the type of plan or network

Dental Plan or Network

Care Providers for Behavioral Health & Substance Use Disorder Services are listed under Medical plan or network.

Select the state where the plan or network is offered. (For employer-sponsored plans, select the state where your employer's plan is contracted in. Most of the time, it's where the headquarters is located.)

New York

Select how you get health insurance

Dental

Select a plan or network

XPO Dental Complete


Cancel

Continue


STEP 3

Enter in your zip code and then select desired Dental Care Provider


Search by Care Provider




Dentist




Oral Surgeon




Orthodontist



Periodontist



Pediatric Dentist



Endodontist

STEP 4

View your search results

STEP 5

Check Tier 1 under Key Filters on the left side to identify dentists that may result in lower costs for you in the NY or NJ area. (If no results uncheck Tier 1 to locate an in-network dentist).

Key Filters



Accepts New Patients



Tier 1

